

School News

Helen Haller Elementary

From the Principal

Dear Helen Haller Families,

Today you will find the Mid-Year Measures that Matter in our newsletter. These documents share how we are doing at the mid-point of the school year. You will see some facts about HHE, some attendance data and goals, as well as performance data overall for the winter Math and ELA MAP tests. Your student will also receive a MAP report with their data in their report card. The report cards go home with students on Monday, February 12th. Please take a look at the report card and have your student share with you how they did and ask them what their goals are for second semester.

Have a wonderful weekend!

Rebecca Stanton – Principal

A LOOK AHEAD:

- 12** Report Cards go home With students
- 13** PTA Meeting HHE North Library
- 16** 100th Day of School!
- 19** NO SCHOOL President’s Day
- 27** HDT Round two begins Tuesdays & Thursdays

From the District

The 2024-25 and 2025-26 Academic Calendars have been approved by the Sequim School District Board. View them at sequimschools.org or here: [2024-25](#) & [2025-26](#).

1/29/24-2/2/24

Specialist Classes of the Week (Top Scores & Trophy)

2nd grade: Mooney

3rd grade: Lewis, Nash & Rayburn —a 3-way tie with *perfect scores!*

4th grade: Beaver, Caron, Klinger AND Merring—a 4 way *tie with perfect scores!*

5th grade: Holt—*perfect score!*

High-Performing Awards Green Certificate

(scores of 3 & 4 all week!)

2nd grade: Minard, Saul

3rd grade: Burr, Little, Miller, Oden, Riggs

4th grade: Oberly, Tuttle


5th grade: Castell, Danielson, Forrest, Howard

SAVE the DATE


Third Grade CONCERT NIGHT: **Thursday, March 14 - 6:00 Interplanetary Jammin' / 7:00 A Better You, A Better Me**

Fourth Grade CONCERT NIGHT: **Thursday, March 21 - 6:00 Celebrate You and Me / 7:00 Washington, My Home**

Fifth Grade CONCERT NIGHT: **Thursday, March 28 - 6:00 DIG IT! / 7:00 American Voices**



Reminder



We've used up one snow make-up day, and we will have school on Friday, May 10th, 2024.

RESPECTFUL, RESPONSIBLE, SAFE

2023-2024 *Mid-year* HHE Measures that Matter

Fast Facts about Helen Haller Elementary

Total Enrollment

Second grade: 65
 Third grade: 162
 Fourth grade: 151
 Fifth grade: 172

Race/Ethnicity

American Indian/Alaskan Native: 15
 Asian/Pacific Islander: 13
 Black/African American: 3
 Caucasian: 403
 Hispanic/Latino: 90
 Two or more races: 26

Students Receiving Special Service

Free/reduced lunch: 342
 English Learners: 25
 Special Education: 124

Attendance

93.25%

Attendance Rate by Grade

Second grade: 93%
 Third grade: 94%
 Fourth grade: 94%
 Fifth grade: 92%

Performance

42.0%

**Met the Winter
 Math MAP
 Performance Bookmark**

Students who met the Math MAP Performance Benchmark by Grade

Second grade: 45%
 Third grade: 40%
 Fourth grade: 42%
 Fifth grade: 41%

Attendance

Goal 96%

Attendance Matters

When children are not ill, it is extremely important to be present in school. Here's why:

- Starting in kindergarten, too many absences can cause children to fall behind in school.
- Missing 10%, or about 2 days each month over the course of a school year, can make it harder to learn to read.
- Students can still fall behind if they miss just 1 or 2 days every few weeks.
- Being late to school may lead to poor attendance. Absences and tardiness can affect the whole classroom if the teacher has to slow down learning to help children catch up.

40.5%

**Met the Winter
 ELA MAP
 Performance Bookmark**

Students who met the Math ELA Performance Benchmark by Grade

Second grade: 37%
 Third grade: 34%
 Fourth grade: 50%
 Fifth grade: 41%



2023-2024 *Mid-year* District Measures that Matter

Fast Facts about Sequim School District

Total Enrollment

Pre-K/Kindergarten: 171
 First grade: 176
 Second grade: 203
 Third grade: 173
 Fourth grade: 171
 Fifth grade: 191
 Sixth grade: 212
 Seventh grade: 214
 Eighth grade: 221
 Ninth grade: 222
 Tenth grade: 250
 Eleventh grade: 195
 Twelfth grade: 210

Race/Ethnicity

American Indian/Alaskan Native: 44
 Asian/Pacific Islander: 52
 Black/African American: 22
 Caucasian: 1977
 Hispanic/Latino: 368
 Two or more races: 180


Students Receiving Special Service

Free/reduced lunch: 1,435
 English Learners: 57
 Special Education: 492

92.2% Attendance

Attendance Rate by Grade

Pre-K/Kindergarten: 92%
 First grade: 93%
 Second grade: 93%
 Third grade: 94%
 Fourth grade: 94%
 Fifth grade: 93%
 Sixth grade: 93%
 Seventh grade: 92%
 Eighth grade: 91%
 Ninth grade: 90%
 Tenth grade: 91%
 Eleventh grade: 92%
 Twelfth grade: 91%



Performance 41.1%

Met the Winter Math MAP Performance Bookmark

Students who met the Math MAP Performance Benchmark by Grade

First grade: 44%
 Second grade: 56%
 Third grade: 41%
 Fourth grade: 41%
 Fifth grade: 38%
 Sixth grade: 42%
 Seventh grade: 30%
 Eighth grade: 37%



Attendance Goal **96%**

Attendance Matters

When children are not ill, it is extremely important to be present in school. Here's why:

- Starting in kindergarten, too many absences can cause children to fall behind in school.
- Missing 10%, or about 2 days each month over the course of a school year, can make it harder to learn to read.
- Students can still fall behind if they miss just 1 or 2 days every few weeks.
- Being late to school may lead to poor attendance. Absences and tardiness can affect the whole classroom if the teacher has to slow down learning to help children catch up.



44.4%

Met the Winter ELA MAP Performance Bookmark

Students who met the Math ELA Performance Benchmark by Grade

First grade: 49%
 Second grade: 42%
 Third grade: 35%
 Fourth grade: 51%
 Fifth grade: 42%
 Sixth grade: 48%
 Seventh grade: 44%
 Eighth grade: 44%